

Strategic BI Solutions

Your best route
from data to action



LEVERAGING INSIGHTS TO IMPROVE
MANUFACTURING COST DECISIONS

Inaccurate Pricing Risks

Setting prices without accurate cost data can lead to underpricing or overpricing products, harming competitiveness

Budget Overruns

Lack of precise cost information increases the chance of exceeding budgets and causing financial strain on projects

Missed Profit Opportunities

Uninformed decisions based on inaccurate costs result in lost profits and weaker market position

Data Silos in Manufacturing

Manufacturing data is scattered across multiple departments, causing incomplete visibility into production processes

Hidden Cost Drivers

Fragmented data hides critical inefficiencies that drive up production costs and reduce profitability

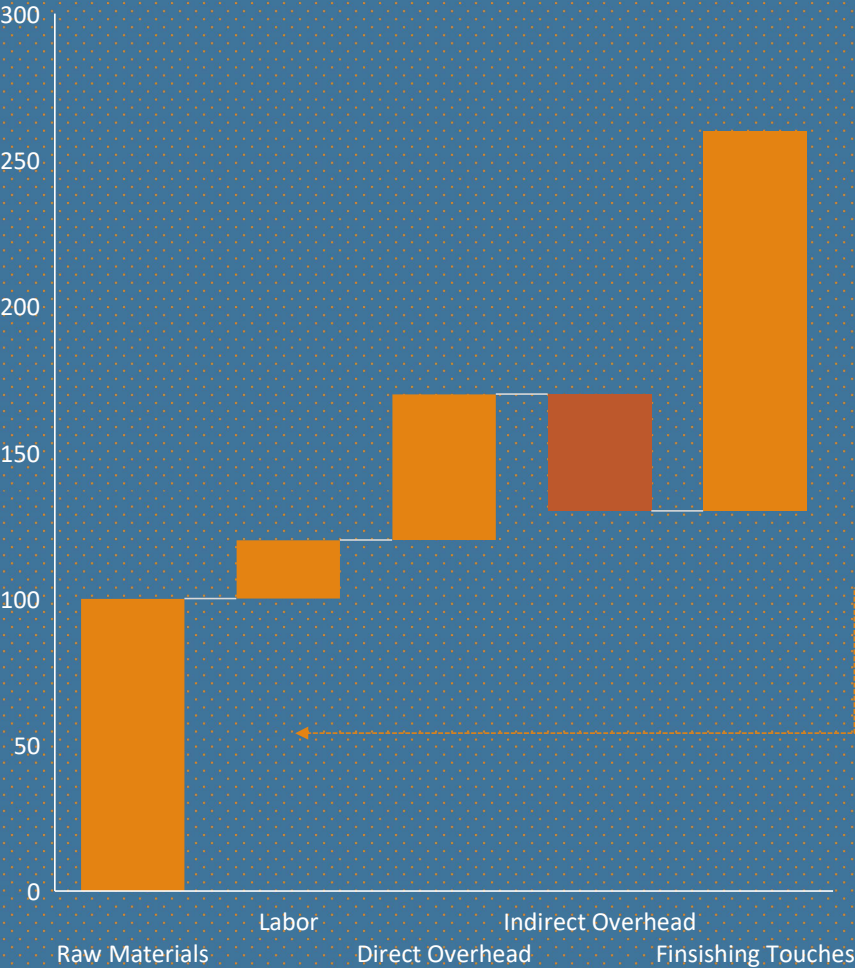
Impact on Production Clarity

Data fragmentation makes it difficult to obtain an accurate picture of actual production costs and performance

Many manufacturers face challenges with hidden costs caused by fragmented data

Our solution integrates your financial and operational information, delivering a unified and accurate view of your true production expenses

Our Savvy Cost Analysis for Manufacturers



Use

Time-series analysis to track cost and operational trends and anticipate fluctuations



Apply

Manufacturing cost waterfall charts to visualize cost breakdowns clearly



Leverage

Geospatial heat maps to compare cost efficiencies across locations



Revving Up the Future - From Retrospect to Prospect: Predictive Analytics for Cost Optimization



Think

- Potential savings from process improvements and alternative supplier options



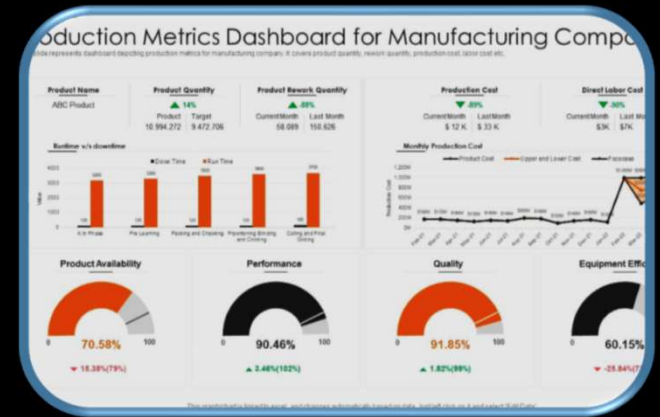
Build

- Pricing scenarios to optimize production volume, material, and labor costs



Run

- Dashboards for real-time insights into cost-saving opportunities and profitability impacts



Drill Down Analysis

Users can analyze cost and profitability at the individual part level for detailed insights

Cost Drivers Identification

Understanding specific cost drivers allows businesses to control expenses effectively

Profitability Improvement

Targeted improvements based on insights help enhance overall profitability



We go beyond cost cutting to turn your business into a profit and efficiency powerhouse



Visualize inventory costs and lead times to avoid overstock and shortages



Use real-time dashboards to monitor OEE metrics like uptime and quality



Identify and eliminate production bottlenecks through continuous tracking



Enable what-if scenario analysis with adjustable parameters for market changes



Model raw material price impacts on margins with intuitive slider tools

Current State: Disconnected Data Sources Across Departments

Departmental System Silos

Separate systems in departments create isolated data silos that hinder unified cost analysis. This leads to delayed Insights and decisions based on guesswork

Lack of Holistic Visibility

Disconnected data prevents complete visibility into overall costs across departments, causing errors

Challenges in Root Cause Analysis

Identifying root causes of cost variances is difficult without integrated data sources





Client X's Problem: Cost Overruns Detected Too Late Using Standard Costing

Delayed Cost Variance Detection

Cost overruns were identified only after production, reducing opportunities for timely intervention

Limited Corrective Actions

Late detection of cost issues restricted the ability to adjust processes and control expenses effectively

Solution: Unified Data Model - Centralizing ERP, MES, and Financial Systems



System Integration

Centralizing ERP, MES, and financial systems consolidates key data sources for seamless communication

Data Consistency

Unified data hub models ensure consistency and completeness across manufacturing and financial information

Accurate Cost Analysis

Integrated data enables precise calculation and analysis of manufacturing costs for better decision making

Improved Reporting

Centralized data supports comprehensive and accurate financial and operational reporting

Case Study: Before and After Dashboard Transformation

Cost overruns were only identified at the end of each quarter

Implementation of BI solution reduced cost variances by 15% and boosted overall financial performance

Timely data insights enabled proactive and informed cost management

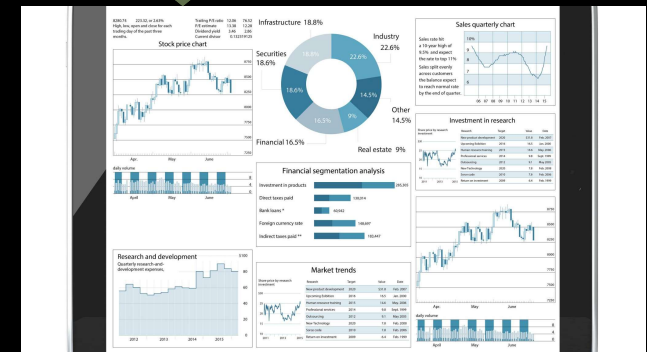
Reduced variances led to better profitability and streamlined operational efficiency



Client X relied on standard costing with delayed cost overrun detection



Real-time analytics enabled timely decisions to control production costs efficiently



Empowering Manufacturing Decisions with Unified BI

What Story is Your Data Telling?

Smart Tools
Amplify
What You
Already Are



Leverage data to forecast production trends and costs



Move beyond historical reporting to proactive decision-making



Use predictive models to identify potential cost savings



Enhance manufacturing agility through forward-looking insights

Data Consolidation

Unified BI consolidates diverse manufacturing data sources into a single actionable platform

Interactive Visualization

Interactive visual tools help manufacturers identify hidden costs and pricing errors quickly

Enhanced Profitability

Leveraging BI insights leads to improved pricing accuracy and increased profitability

Smarter Decision-Making

Transforming data into meaningful insights empowers smarter, data-driven manufacturing decisions

Flexible Solution Design

Our custom solutions adapt to varied manufacturing needs and changing operational requirements

Scalable Integration

Solutions scale efficiently to support growth and integrate smoothly with current systems and processes

Next Steps: Partnership for Profitability

What Uncomfortable Conversations Can we Help you Avoid?



Adopt a **phased approach** from data assessment to implementation



Begin with a **detailed workshop** to evaluate data sources



Consider a **30-day proof of concept** to demonstrate value



Collaborate closely for continuous improvement and success

Contact Information: Let's Connect

Reach out to schedule your deep-
dive workshop today

Contact us for a personalized 30-day
proof of concept

Our team is ready to support your
manufacturing goals

Find our contact details and company
information here:

Strategic BI Solutions

- <https://strategybisolutions.com> | Website
- cfo@strategybisolutions.com | email
- <https://www.linkedin.com/company/real-strategic-bi-solutions> | LinkedIn

About the Owner: Angela Henderson Professional Highlights & Credentials

Over 10 years leading BI and data visualization strategies globally

Certified expert in Power BI, Tableau, Microsoft Fabric, Workiva,
Snowflake and Databricks platforms

Expertise in translating ambiguous data into meaningful story-telling
visualizations and powerful interactive dashboards

Proven record in streamlining processes and driving strategic
operational improvements

Experienced in financial planning, digital marketing, retail analytics,
alternative assets, small business and project management

MSIB in International Business underpinning strong business acumen

Women's Business Enterprise National Council (WBENC) (applied for)